



## ADJUSTABLE FLOW PISTON SENSED *Pressure Reducing Regulators*


# 2900 SERIES

### PREMIER INDUSTRIES

1590 99th Ln NE,  
Minneapolis, MN 55449  
763-786-4020



Two stage design  
Part # shown above: 50-11573



Single stage design  
Part # shown above: 50-11387-01



**MADE IN THE USA**

*Minneapolis, MN*

### DESCRIPTION

The Premier 2900 Series adjustable flow, piston sensed, variable flow regulators are commonly used with calibration gases and industrial hygiene monitors. Premier 2900 Series regulators have an integral orifice plate capable of providing up to 11 different flow settings with the simple rotation of a hand knob. Indicated flows are approximate and will vary with changes in inlet pressure and normal variations in internal components. The optional two-stage design provides increased flow stability by reducing the impact of variations in cylinder pressure. Regulators should not be used for precise flow calibration purposes. Models are available for both corrosive and non-corrosive service.

### FEATURES

- Compact size
- Piston sensed
- Click stop, 12 position, variable flow settings from 0 to 8.0 liters/min
- Machined bar stock body, bonnet and piston eliminates porosity found in castings
- Integral pressure relief valve
- Economically priced
- Optional two stage design is available for increased pressure and flow stability throughout the range of inlet pressure variations.

*The Premier 2900 Series pressure reducing regulator's design is remarkably flexible.  
Contact Premier Industries for a custom 2900 Series regulator to meet your exact needs.*

D/C: 191209

# 2900 SERIES

## ADJUSTABLE FLOW PISTON SENSED *Pressure Reducing Regulators*



### SPECIFICATIONS

- **MAXIMUM INLET PRESSURE:** 3500 PSIG (241.32 bar)  
(with appropriate inlet connection)
- **STANDARD PRESET CONTROL PRESSURE:**
  - 15 PSIG (1.03 bar) outlet pressure
- **FLOW (Cv):**
  - 0.3, 0.5, 1.0, 1.5, 2.0, 2.5, 3.0, 5.0, 6.0, 7.0, 8.0 SLPM

### OPTIONS

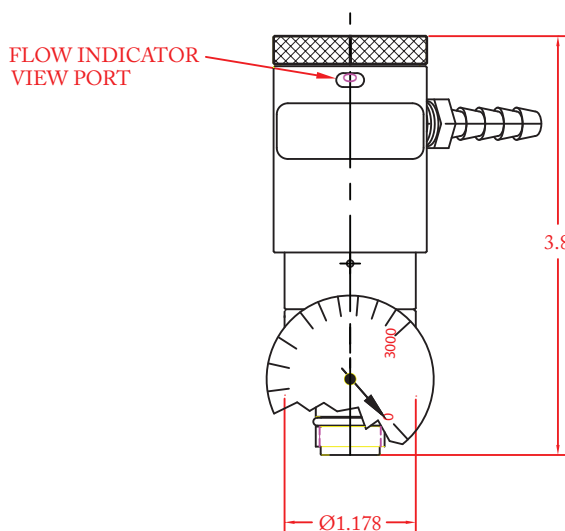
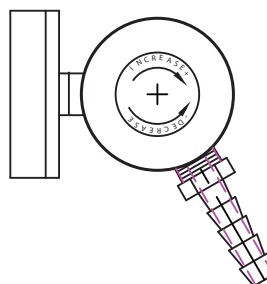
- Gauges
- Anodized Colors for Aluminum Bodies and Bonnets
- Private Label
- Two stage designs
- 1/4" inlet (P/N: 50-10385, 50-11321)
- 1/8" inlet (P/N: 50-11840)

### MATERIALS OF CONSTRUCTION

- **BODY:**
  - 6061-T6 Aluminum, Clear Anodized
- **PISTON:**
  - SAE 360 Brass
  - 303 Stainless Steel
- **PISTON SEALS:**
  - Viton®
  - Numerous other compounds available
- **VALVE SEAT:**
  - PTFE
- **ORIFICE PLATE:**
  - Standard: Ceramic

### PORTING

- **STANDARD INLET:**
  - C-10 (5/8"-18 UNF)
- **OPTIONAL INLETS:**
  - 1/8" or 1/4" FNPT or MNPT
  - All CGA Connections Available:
    - CGA 165, 180, 320, 510, 580, 600, etc.
- **STANDARD OUTLET:**
  - 1/8" FNPT
- **OPTIONAL OUTLETS:**
  - 1/8", 3/16", or 1/4" Hose Barb
  - 1/8" MNPT



(Part number : 50-11387-01 shown above)